

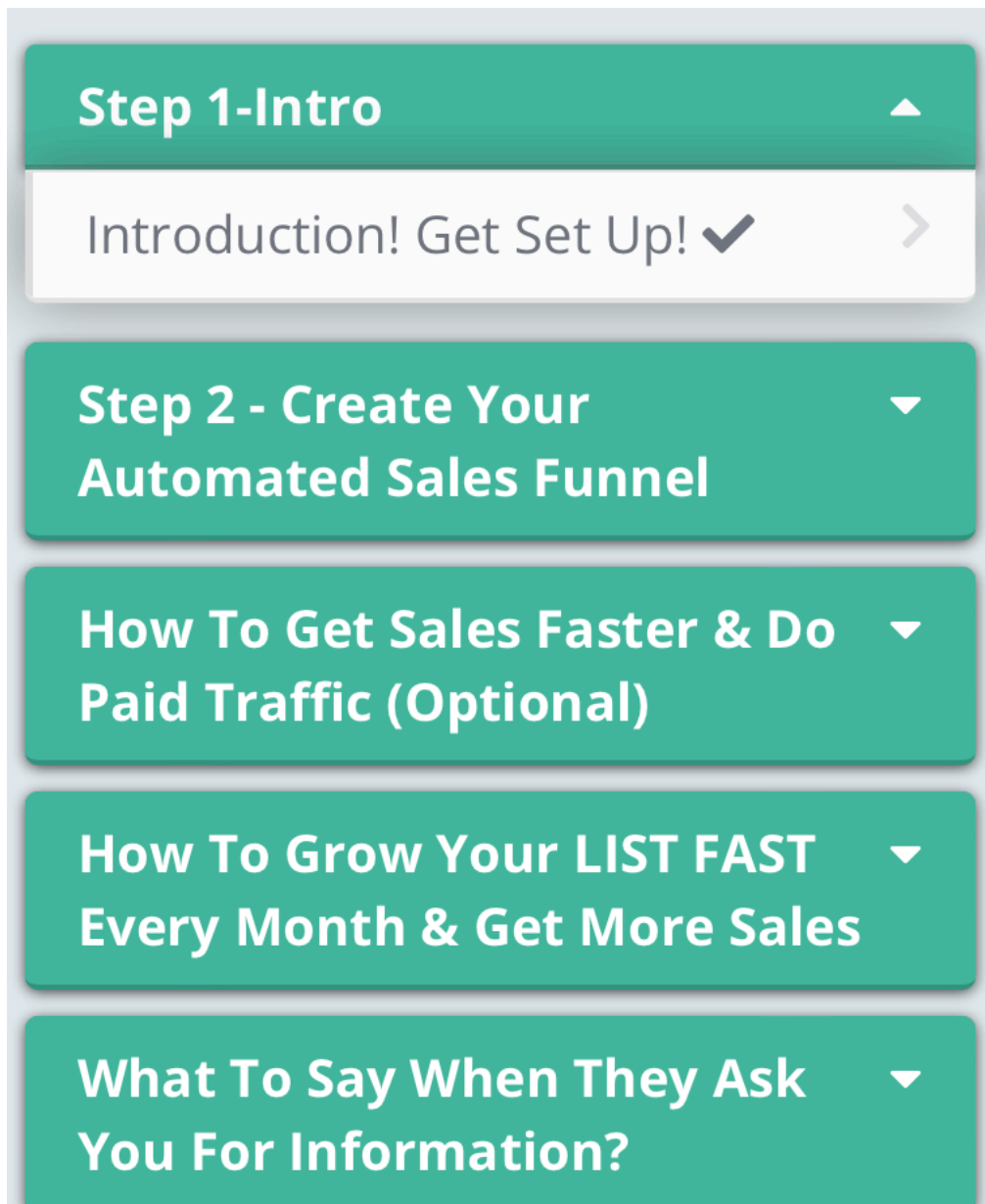
**IPS Set Up Your Infinity Processing System Back Office.
UPDATED 12-10-22**

**Welcome to Our Escalated Success Team...
We are here to Guide You to Success!**

Set Up Your Infinity Processing System ~ IPS Back Office.

Log in Here: <https://nolimitsteambrand.clickfunnels.com/membership-area>

Click on Dashboard then, “Step 1-Intro.”

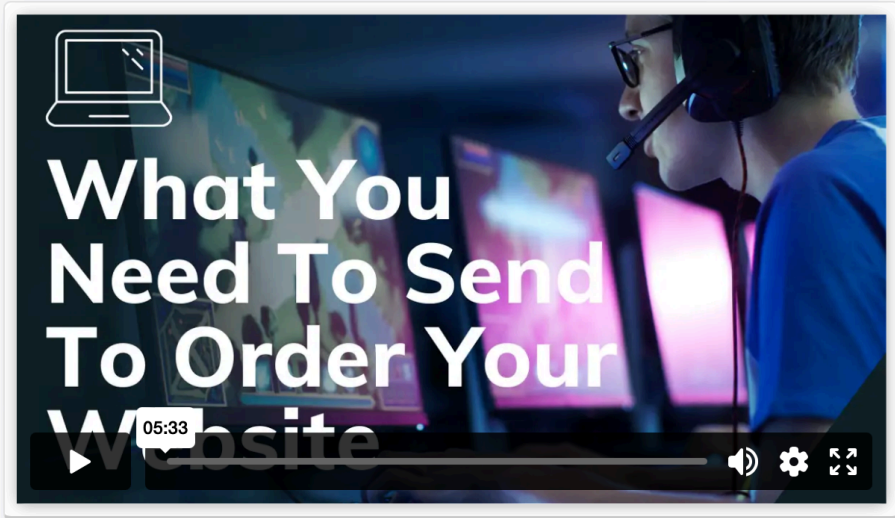


FOLLOW ALL STEPS:
Step 1 : Get Started!

Step 2 : What Information You Need To Send To Get Your Website Affiliate Link & Create Your Paypal Payment Buttons. (You can ALSO have CashApp, Apple Pay, etc.)

Step 3: Order Your Website... this is the \$25 Admin.

Step 3: Order Your Website



Purchase \$25 Website Here

Step 4. Purchase your Website.

Step 5. Send ALL Of The Required Information Listed Below To ipswebsitefee@gmail.com

- 1. Tell Us Who Your Sponsor Is**
- 2. Send Your Purchased Level Receipt**
- 3. Send Your WEBSITE Purchased Receipt**
- 4. Send Your Payment Buttons Receipt**
- 5. Send Your Facebook Or LinkTree Link**
- 6. Your Name To Be Used On Your Website**

7. A Picture Of You For Your Website



Once You Have Sent ALL Of The Above Information, You Will Receive Your Completed Website Within 24 to 48 Hrs.

When You Receive Your Link...

I ONLY want Your Referral Link **USERNAME** placed in our ESF Back Office.

<https://ipsmarketingsystem.com/USERNAME>

Then After You are ALL Set Up...

Receive Unlimited \$50, \$150, and/or \$300 Payments!  
(Depending on which Level you Joined.)

Again, Welcome,

Please go back to Our **Guide** to Complete the New Member ESF Rotator... 1st Month on Us!

<https://escalated-marketing.com/guide-for-escalated-success-funnel/>

Simply become Self-Sufficient, Solvent, and Wildly Successful!